

## ACCESS & ENGAGEMENT IN HEALTH CARE SETTINGS: LESSONS FROM THE U.S. TRANSGENDER SURVEY

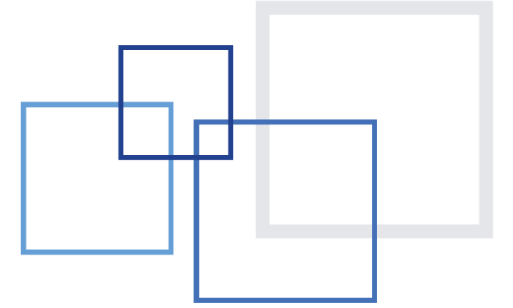
**Sandy E. James, J.D., Ph.D.**  
*Fmr. Research Director, NCTE*



# Disclosures

No financial relationships or conflicts of interest to disclose

# USTS Project Overview



**27,715** respondents

50 states, DC, American Samoa, Guam, Puerto Rico,  
and U.S. military bases overseas

Adults 18+

English and Spanish, online

# Distribution of Respondents

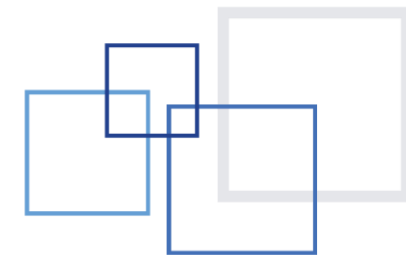
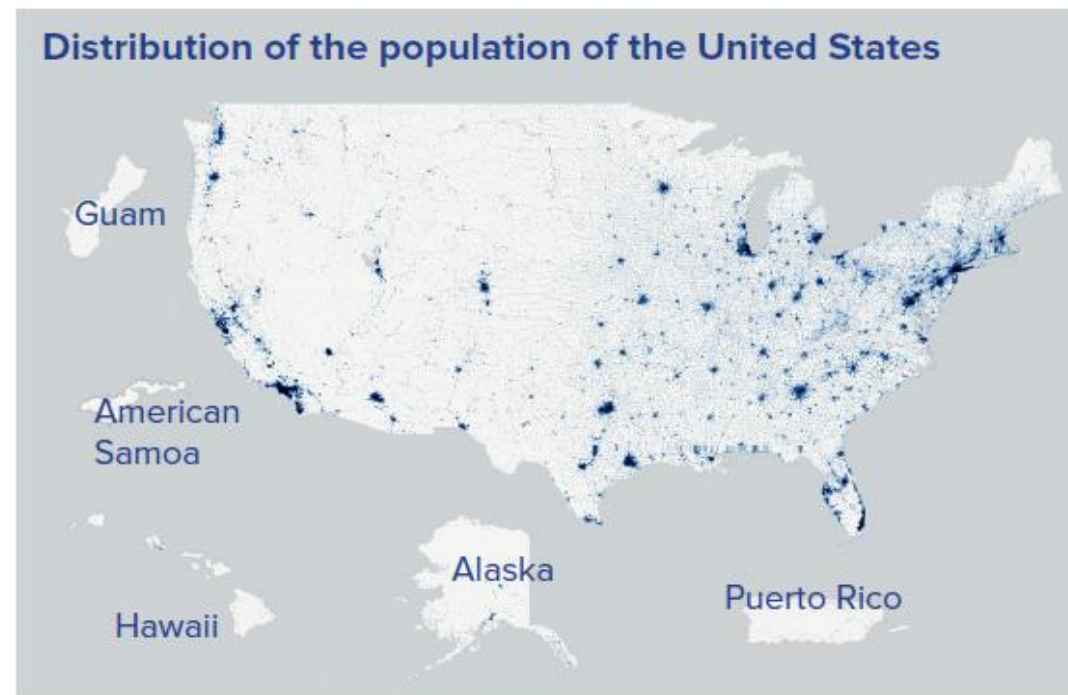
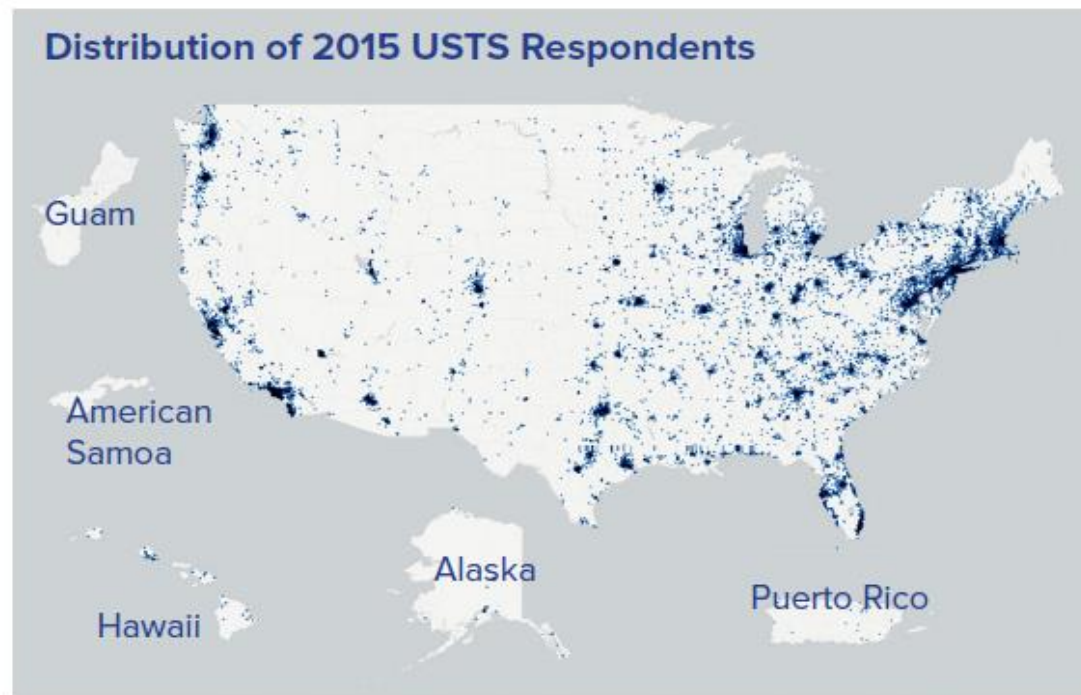
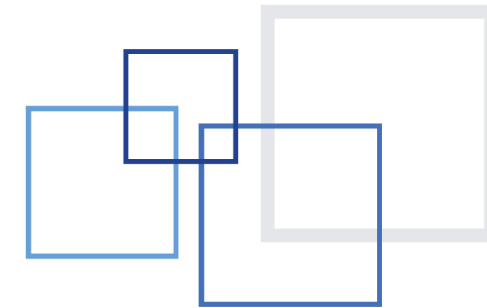


Figure 4.19

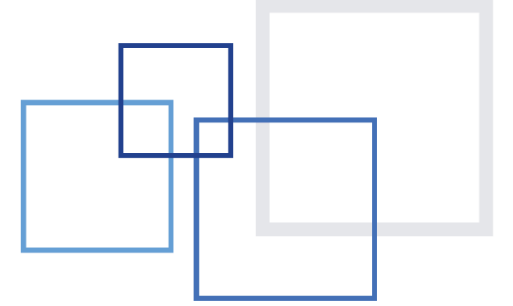


*Each dot on the maps represents the number of people in a zip code. Every dot corresponds to at least one person, and the size of each dot increases in accordance with the number of people in each zip code.*



# Results

# Key Report Themes



1. Pervasive mistreatment and violence
2. Severe economic hardship and instability
3. Harmful effects on physical and mental health
4. Compounded by other forms of discrimination

# Pervasive Mistreatment & Violence

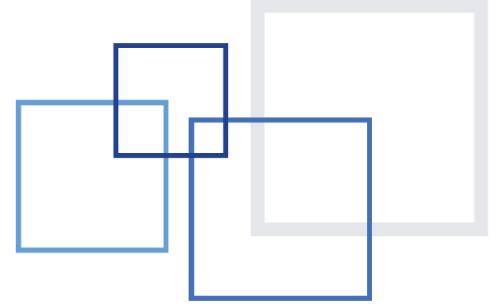
Because they were transgender ...

**46%** verbally harassed in past year

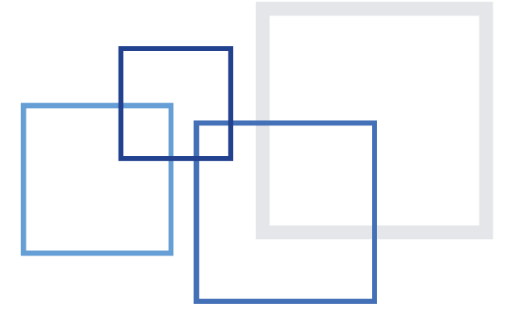
**9%** physically attacked in past year

Sexually assaulted:

**10%** past year and **47%** in lifetime



# Severe Economic Hardship & Instability

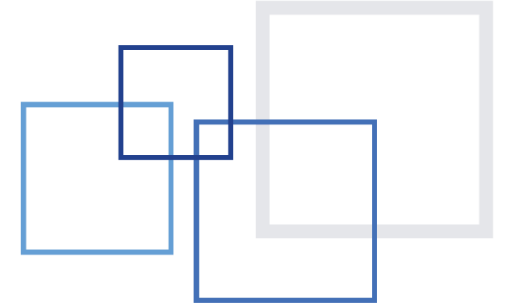


**3X** higher unemployment than U.S. population  
**15%** versus **5%**

**2X** higher poverty than U.S. population  
**29%** versus **12%**



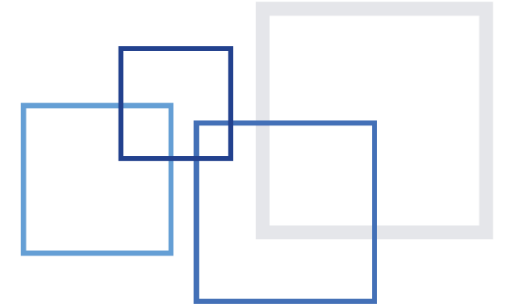
# Harmful Effects On Physical & Mental Health



**8X** serious psychological distress than U.S. population  
**39%** versus **5%**

**9X** attempted suicide in lifetime than U.S. population  
**40%** versus **4.6%**

# Compounding Impact of Other Forms of Discrimination

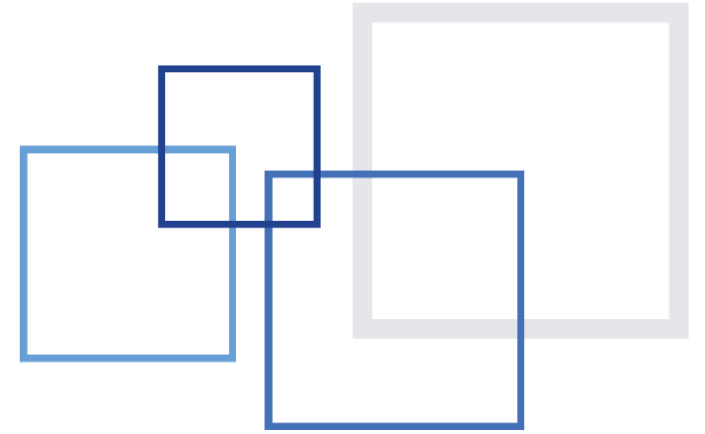


Among people of color,  
poverty was **3X** higher than the U.S. population

**1.4%** of all respondents were living with HIV—  
**5X** higher than the U.S. population

Among Black trans women, the rate was **19%**

# Key Health Findings



## 2019 U.S. TRANSGENDER SURVEY

# Health

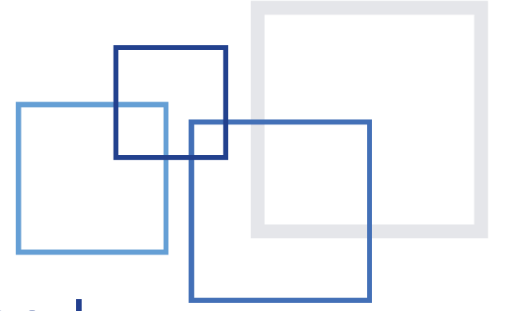
In the past year:

**33%** of those who saw a health care provider were harassed, turned away, or had another negative experience because of being trans

**23%** didn't seek health care for fear of being mistreated

**33%** didn't seek health care because they could not afford it

**25%** had trans-related health insurance problem



# 2019 U.S. TRANSGENDER SURVEY

[USTRansSurvey.org](https://ustranssurvey.org)

